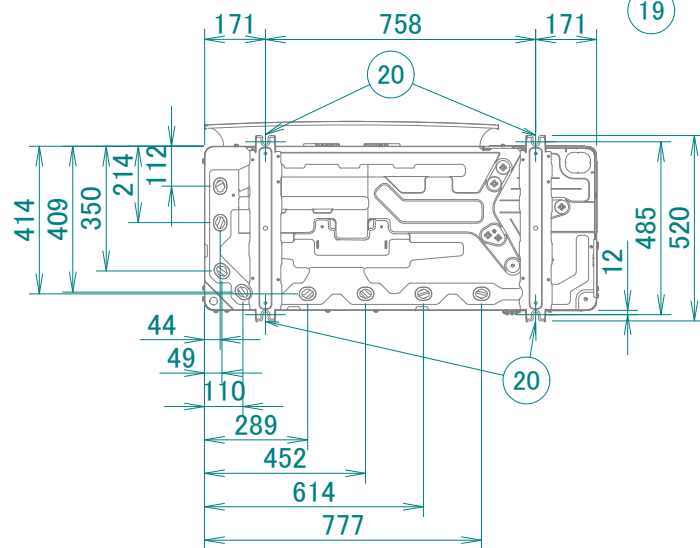
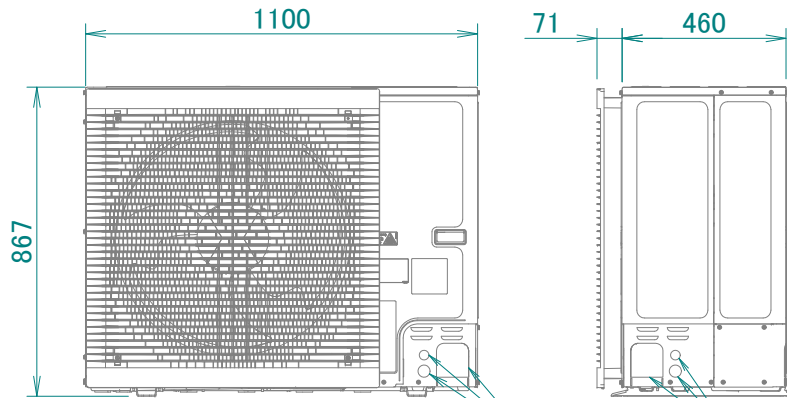
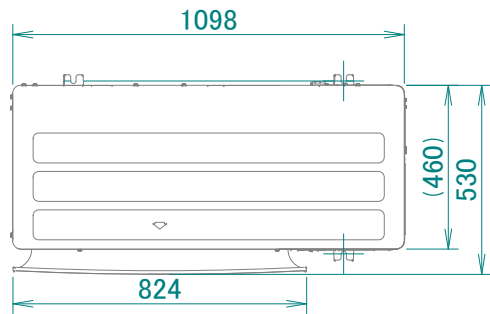


ERLA11-14DV3

ERLA11-14DW1

ERLA-DV37

ERLA-DW17



- ① Liquid stop valve with service port
- ② Gas stop valve with service port
- ③ Compressor
- ④ Accumulator
- ⑤ Rectifier
- ⑥ Heat exchanger
- ⑦ 4-way valve
- ⑧ Heat sink
- ⑨ Muffler
- ⑩ High pressure switch
- ⑪ Low pressure switch
- ⑫ Service port ·5/16"· flare
- ⑬ Electronic expansion valve (injection)
- ⑭ Electronic expansion valve (main)
- ⑮ Pressure sensor
- ⑯ Compressor terminal
- ⑰ Fan
- ⑱ Filter
- ⑲ Knockout hole.
- ⑳ 4 holes for anchor bolts

