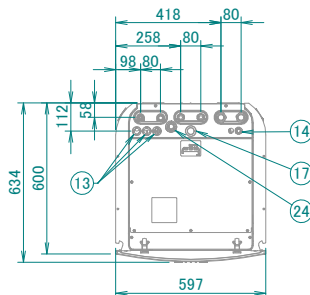
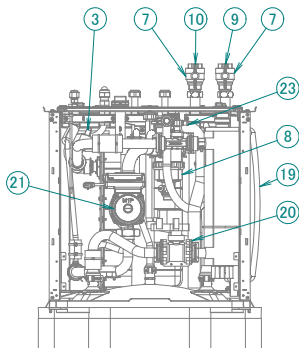
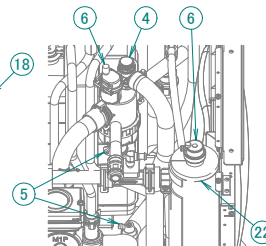
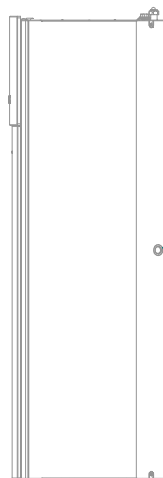
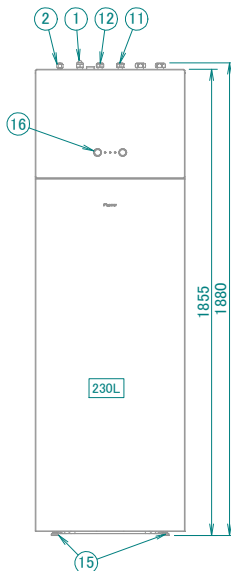
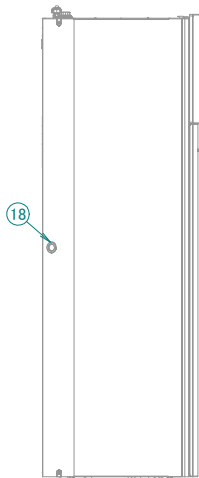
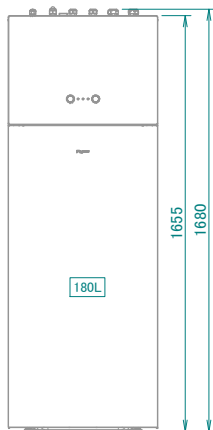


EBVH-D6V  
EBVH-D9W  
EBVX-D6V  
EBVX-D9W



- ① Gas pipe connection ·Ø15.9· flare
- ② Liquid pipe connection ·Ø 9.5· flare
- ③ Space heating water pressure sensor
- ④ Safety valve
- ⑤ Drain valve water circuit
- ⑥ Air purge
- ⑦ Shut-off valve
- ⑧ Magnetic filter / dirt separator
- ⑨ Water in connection ·1" BSP·
- ⑩ Water out connection ·1" BSP·
- ⑪ Domestic hot water: cold water in ·3/4" BSP-F·
- ⑫ Domestic hot water: hot water out ·3/4" BSP-F·
- ⑬ High voltage wiring intake ·Ø24 mm·
- ⑭ Low voltage wiring intake ·Ø15 mm·
- ⑮ Levelling feet
- ⑯ User interface
- ⑰ Recirculation connection ·G3/4"· (female)
- ⑱ Drain outlet (unit + safety valve)
- ⑲ Expansion vessel
- ⑳ 3-way valve
- ㉑ Pump
- ㉒ Backup heater
- ㉓ Flow sensor
- ㉔ Chimney



Screws used in this unit:

The typical field installation has to be done according to the applicable legislation. For examples, refer to the installer reference guide.