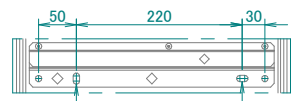
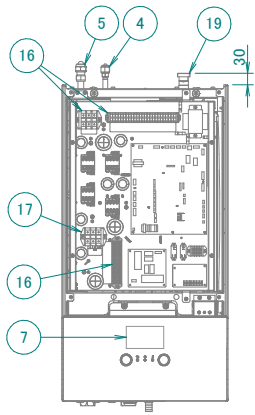
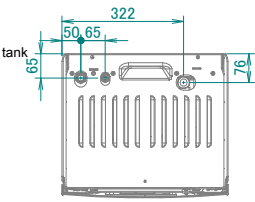
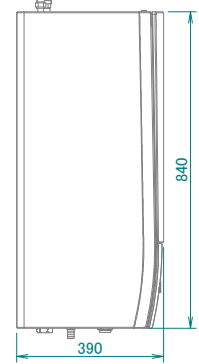
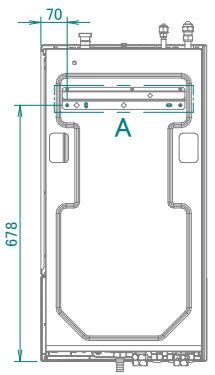
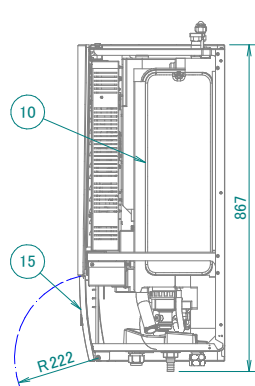


EBBH-D6V / EBBH-D9W

EBBX-D6V / EBBX-D9W

- ① Holes (Ø8.5) for wall fixation
- ② Water out connection (1" F BSP)
- ③ Water in connection (1" F BSP)
- ④ Refrigerant liquid connection Ø9.52
- ⑤ Flare connection
- ⑥ Refrigerant gas connection Ø15.9
- ⑦ Flare connection
- ⑧ Pump
- ⑨ User interface
- ⑩ Safety valve
- ⑪ Pressure
- ⑫ Air purge
- ⑬ Expansion vessel
- ⑭ Magnetic filter / dirt separator
- ⑮ Heat exchanger (refrigerant / water)
- ⑯ Shut-off valves
- ⑰ Wire entrance of the power supply / communication wire
- ⑱ Service door
- ⑲ Switch box terminals
- ⑳ Switch box terminals for the domestic hot water tank (option)
- ㉑ Backup heater
- ㉒ Chimney
- ㉓ Space heating water pressure sensor
- ㉔ Options



1 DETAIL A
WALL FIXATION

